


BASEMENT FLOOR PLAN

SCALE: 1/4" = 1'-0"
 UNFINISHED BASEMENT AREA = 635 SQ.FT.
 FINISHED BASEMENT AREA = 399 SQ.FT.
 GARAGE AREA = 428 SQ.FT.

NOTE:
 SOME BEAMS & LINTELS MAY BE
 REQUIRED TO BE ENGINEERED
 DUE TO ROOF LOADS NOT COVERED
 IN THE BUILDING CODE & IS THE
 RESPONSIBILITY OF THE HOME OWNER
 OR BUILDER TO SECURE.



JENISH HOUSE DESIGN LIMITED

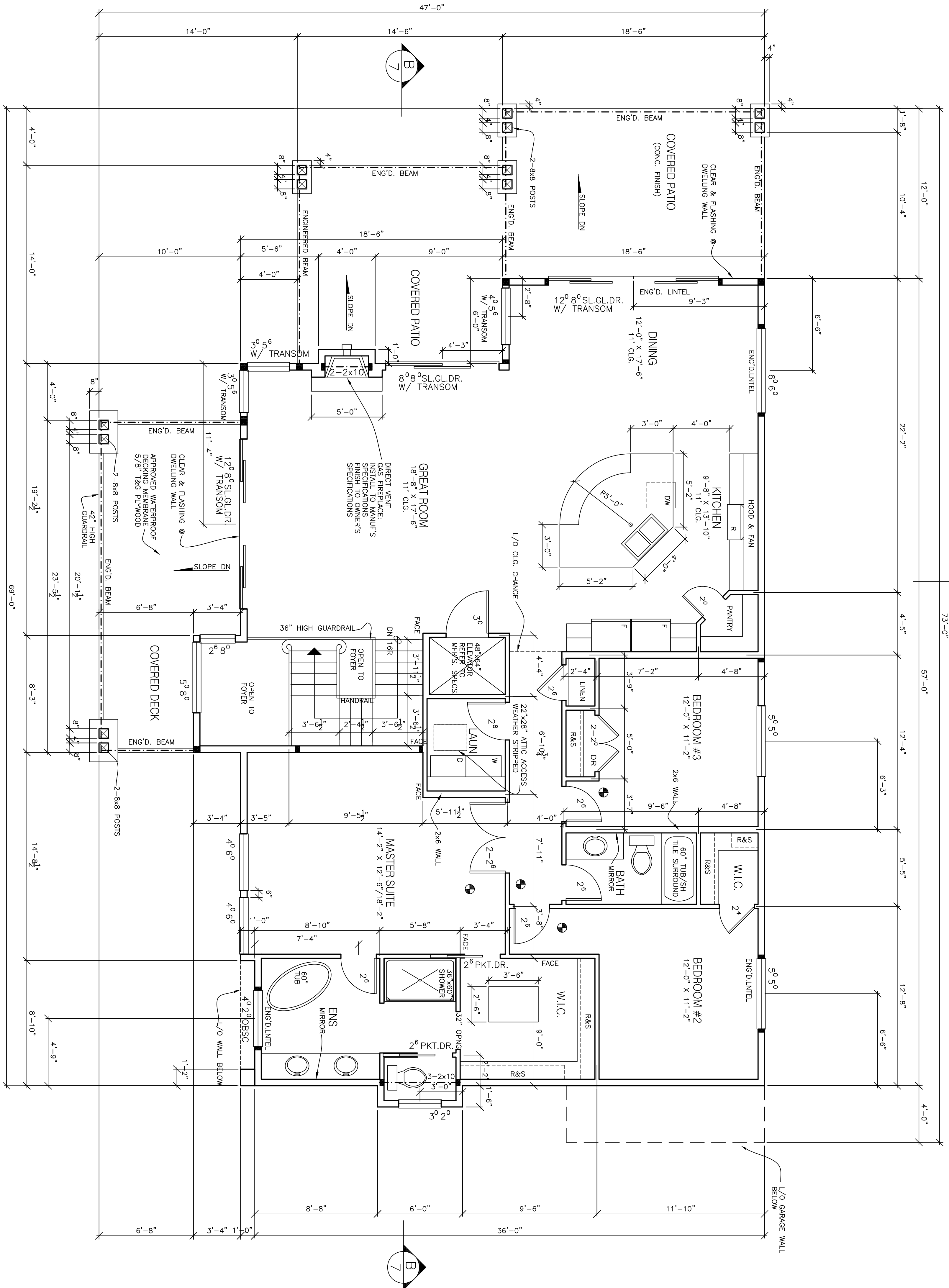
HEAD OFFICE:
 201-1658 COMMERCE AVE
 KELOWNA, B.C., V1X 8A9
 (238) 420-3346
 TOLL FREE 1-888-458-9235

DRAWN:	TB/MN
CHECKED:	TB
DATE:	NOV. 17
SCALE:	1/4"=1'0"
SHEET:	2 OF 8
PLAN NUMBER:	M2-3-1518

NOTE:
SOME BEAMS & LINTELS MAY BE
REQUIRED TO BE ENGINEERED
DUE TO ROOF LOADS NOT COVERED
IN THE BUILDING CODE & IS THE
RESPONSIBILITY OF THE HOME OWNER
OR BUILDER TO SECURE.


MAIN FLOOR PLAN

AREA = 1976 SQ.FT.
9'-0" 3/4" CEILING HEIGHT
11'-0" 3/4" GREAT ROOM, DINING & KITCHEN CEILING HEIGHT



HEAD OFFICE:
201-1658 COMMERCE AVE
KELLOWNA, B.C., V1X 8A9
(250) 420-3346
TOLL FREE 1-888-458-9235

JENISH HOUSE DESIGN LIMITED



REFERENCE:	2-3-752
DRAWN:	TB/MN
CHECKED:	TB
DATE:	NOV. 17
SCALE:	1/4"=1'-0"
SHEET:	3 OF 8
PLAN NUMBER:	M2-3-1518

This drawing is the
exclusive property of
JENISH HOUSE DESIGN LIMITED
and shall not be
reproduced or used
in any form without
written consent
from Jenish House Design Limited.